

MISSISSIPPI DELTA COMMUNITY COLLEGE



STUDENT OPINION SURVEY

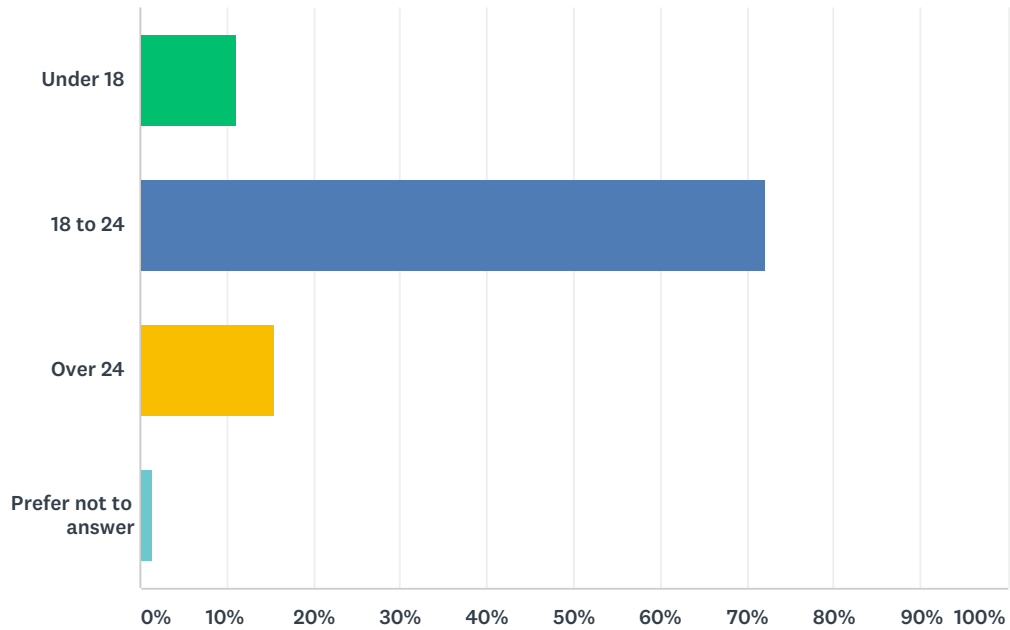
2019-2020 REPORT

DR. TYRONE JACKSON, PRESIDENT

Mississippi Delta Community College's Office of Institutional Effectiveness administered the 2019-2020 Student Opinion Survey during the fall semester of 2019. Two hundred ninety-one (291) respondents participated in the survey. This report provides agreement and satisfaction level data for different areas of the institution. For questions concerning this report, please contact Mississippi Delta Community College's Office of Institutional Effectiveness at 662-246-6256 or ieoffice@msdelta.edu.

Q1 What is your age?

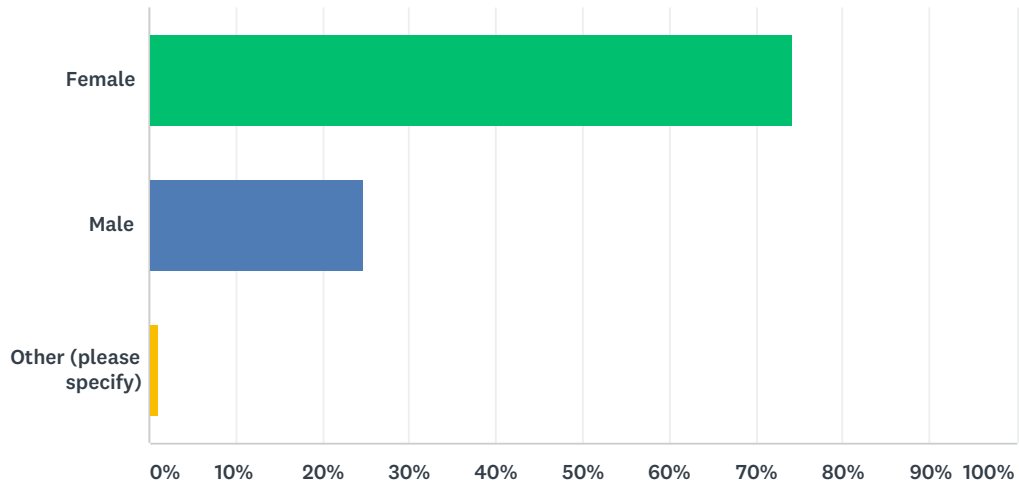
Answered: 291 Skipped: 0



ANSWER CHOICES	RESPONSES	
Under 18	11.00%	32
18 to 24	72.16%	210
Over 24	15.46%	45
Prefer not to answer	1.37%	4
TOTAL		291

Q2 What is your gender?

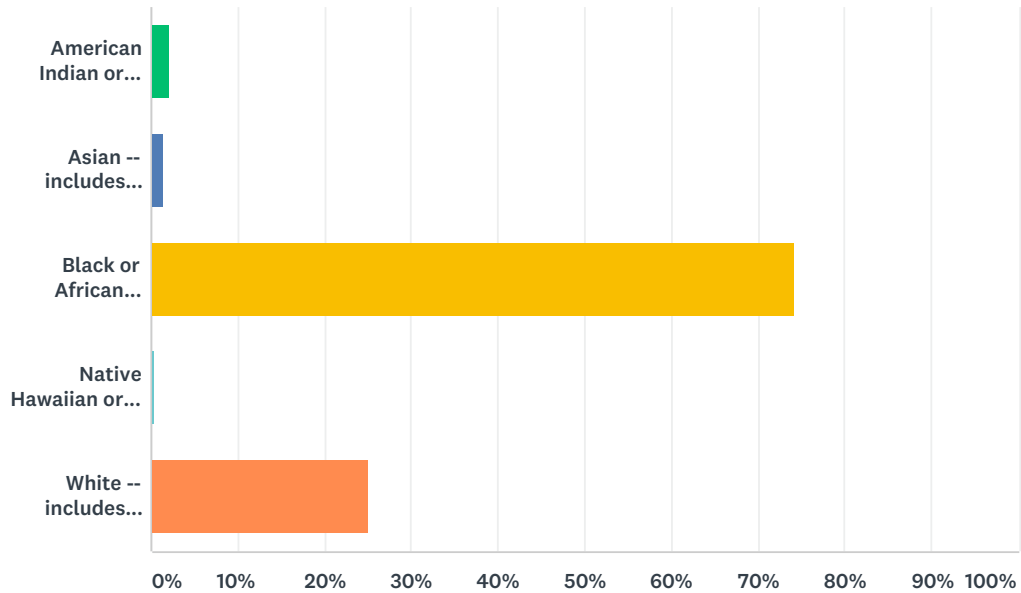
Answered: 291 Skipped: 0



ANSWER CHOICES	RESPONSES	
Female	74.23%	216
Male	24.74%	72
Other (please specify)	1.03%	3
TOTAL		291

Q3 What is your racial identity*? Select all that apply. *National Center for Education Statistics classifications

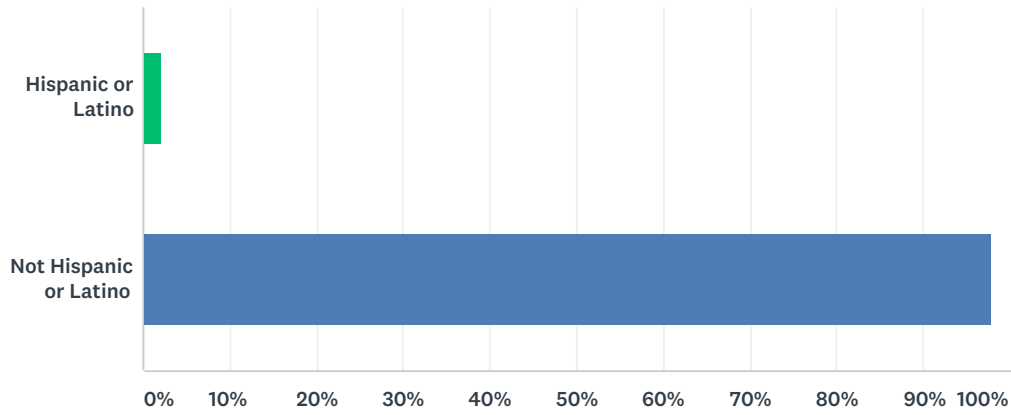
Answered: 291 Skipped: 0



ANSWER CHOICES	RESPONSES	
American Indian or Alaskan Native	2.06%	6
Asian -- includes origins in Far East, Southeast Asia, or Indian subcontinent	1.37%	4
Black or African American	74.23%	216
Native Hawaiian or Other Pacific Islander	0.34%	1
White -- includes origins in the Middle East, North Africa, or Southwest Asia	25.09%	73
Total Respondents: 291		

Q4 What is your ethnicity*?*NCES classification

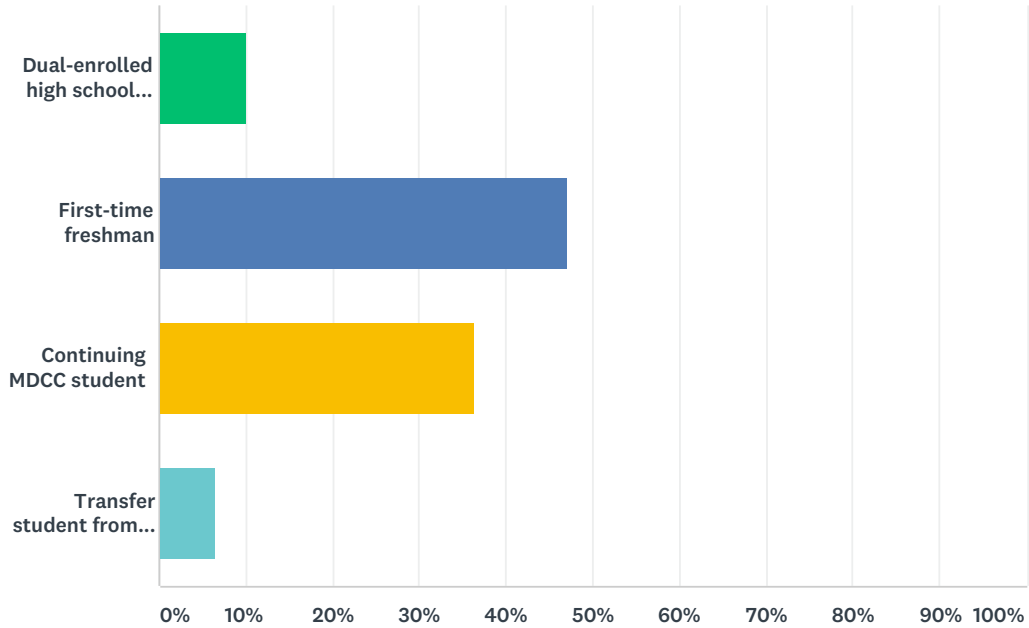
Answered: 291 Skipped: 0



ANSWER CHOICES	RESPONSES	
Hispanic or Latino	2.06%	6
Not Hispanic or Latino	97.94%	285
TOTAL		291

Q5 What type of student are you?

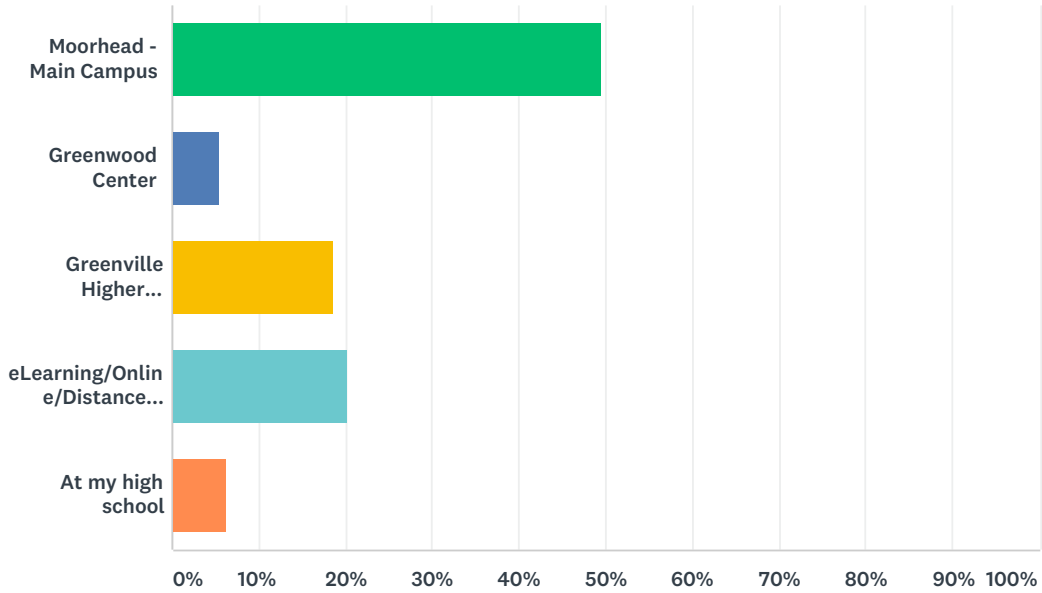
Answered: 291 Skipped: 0



ANSWER CHOICES	RESPONSES	
Dual-enrolled high school student	9.97%	29
First-time freshman	47.08%	137
Continuing MDCC student	36.43%	106
Transfer student from another institution	6.53%	19
TOTAL		291

Q6 Where/how do you take the majority of your courses?

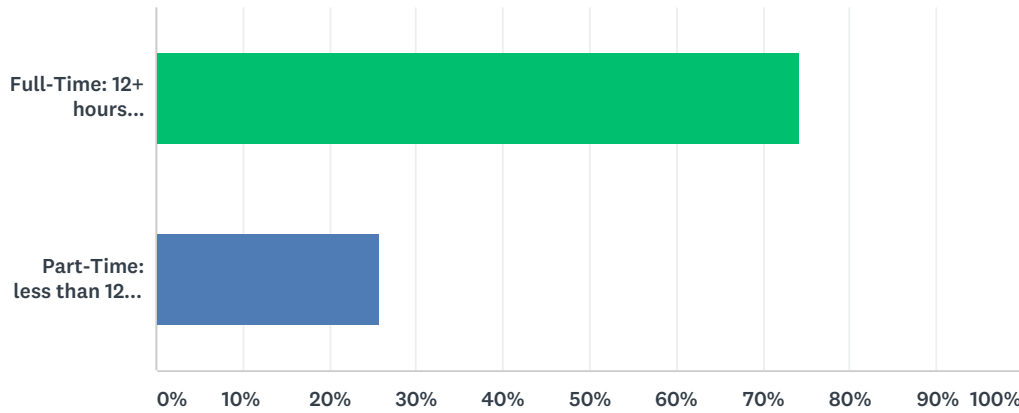
Answered: 291 Skipped: 0



ANSWER CHOICES	RESPONSES	
Moorhead - Main Campus	49.48%	144
Greenwood Center	5.50%	16
Greenville Higher Education Center	18.56%	54
eLearning/Online/Distance Education	20.27%	59
At my high school	6.19%	18
TOTAL		291

Q7 Are you enrolled full-time or part-time?

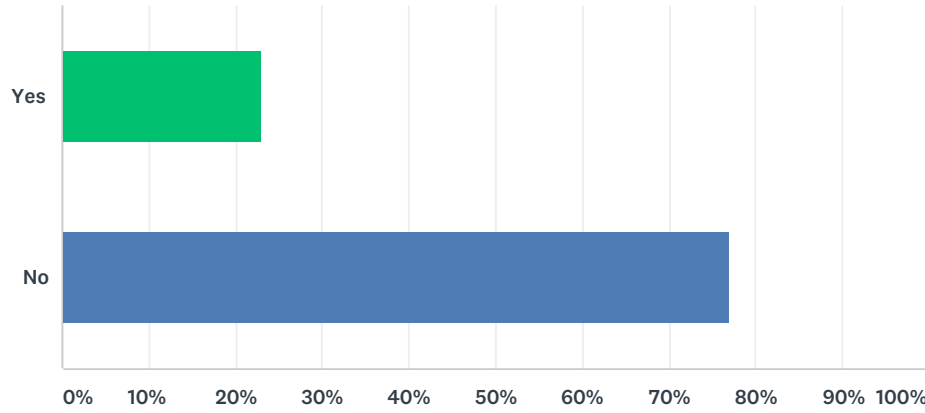
Answered: 291 Skipped: 0



ANSWER CHOICES	RESPONSES	
Full-Time: 12+ hours (typically 4 or more classes)	74.23%	216
Part-Time: less than 12 hours (typically 1-3 classes)	25.77%	75
TOTAL		291

Q8 Do you live on campus in a residence hall?

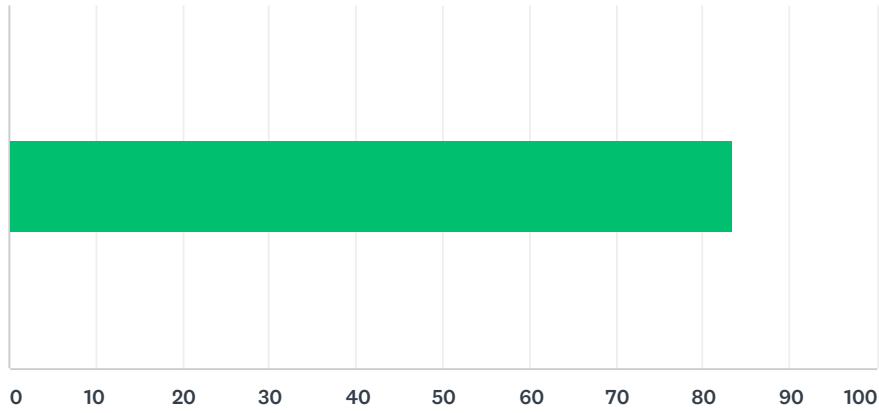
Answered: 291 Skipped: 0



ANSWER CHOICES	RESPONSES	
Yes	23.02%	67
No	76.98%	224
TOTAL		291

Q9 My instructors know their material.

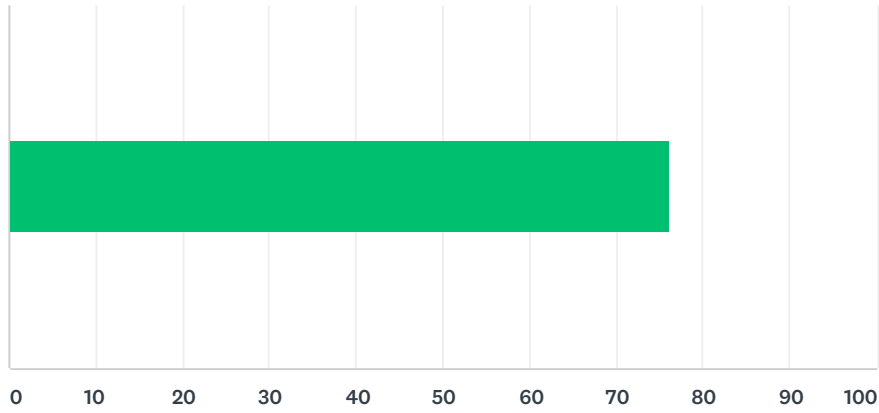
Answered: 277 Skipped: 14



ANSWER CHOICES	AVERAGE NUMBER	TOTAL NUMBER	RESPONSES
	83	23,096	277
Total Respondents: 277			

Q10 I can understand what is taught in my classes.

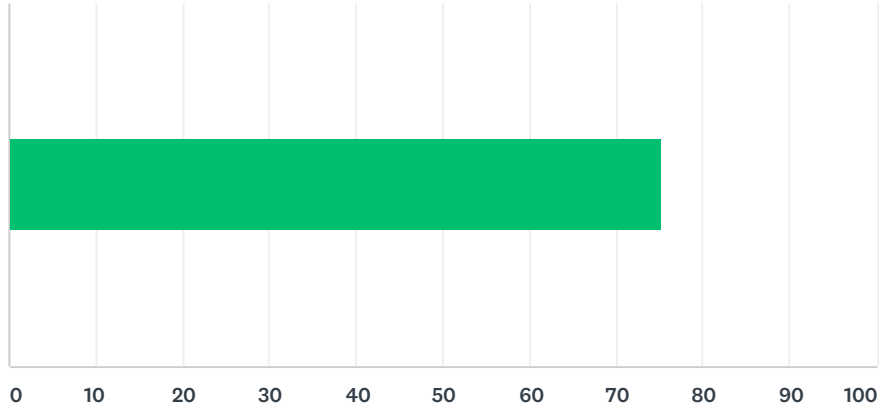
Answered: 277 Skipped: 14



ANSWER CHOICES	AVERAGE NUMBER	TOTAL NUMBER	RESPONSES
	76	21,122	277
Total Respondents: 277			

Q11 I have enough time to properly study for my classes.

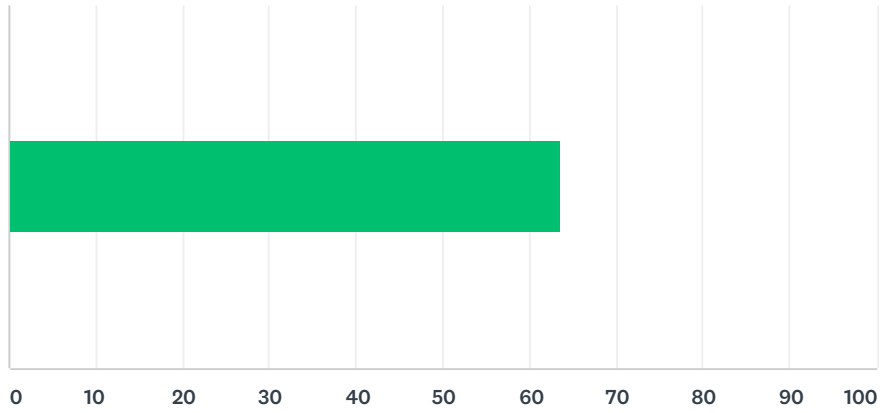
Answered: 277 Skipped: 14



ANSWER CHOICES	AVERAGE NUMBER	TOTAL NUMBER	RESPONSES
	75	20,853	277
Total Respondents: 277			

Q12 My math skills are strong.

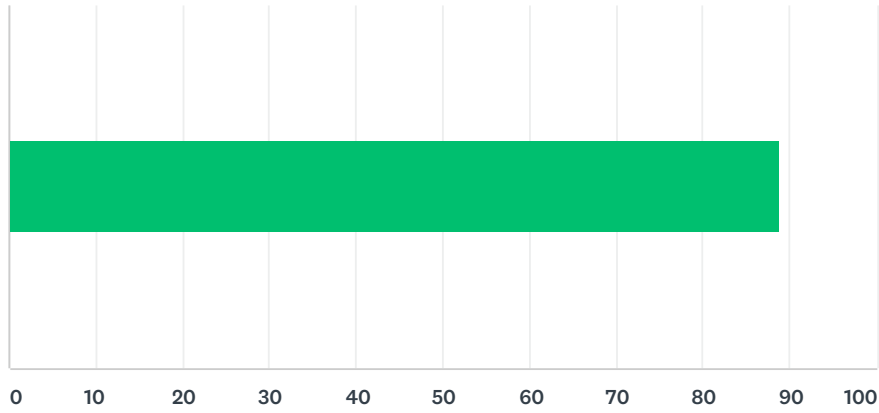
Answered: 277 Skipped: 14



ANSWER CHOICES	AVERAGE NUMBER	TOTAL NUMBER	RESPONSES
	64	17,623	277
Total Respondents: 277			

Q13 I am motivated to do my best in class.

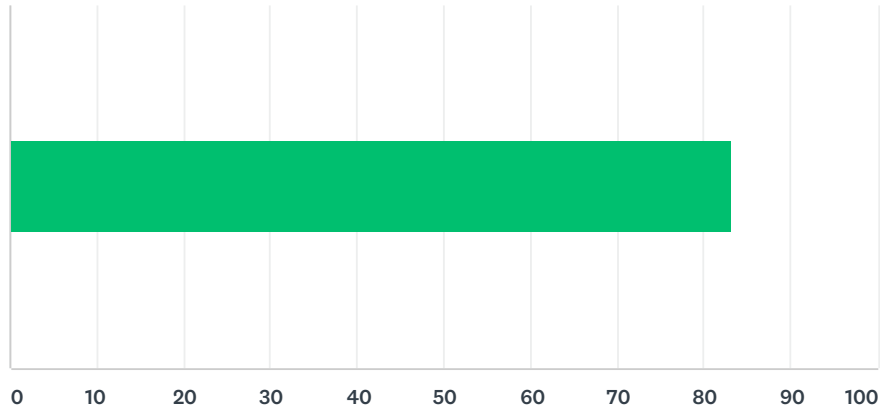
Answered: 277 Skipped: 14



ANSWER CHOICES	AVERAGE NUMBER	TOTAL NUMBER	RESPONSES
	89	24,649	277
Total Respondents: 277			

Q14 These classes are necessary for my plans.

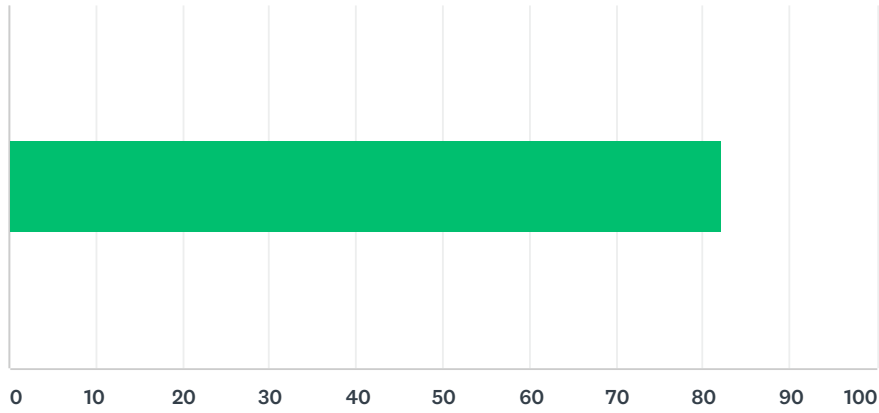
Answered: 277 Skipped: 14



ANSWER CHOICES	AVERAGE NUMBER	TOTAL NUMBER	RESPONSES
	83	23,091	277
Total Respondents: 277			

Q15 My reading and writing skills are strong.

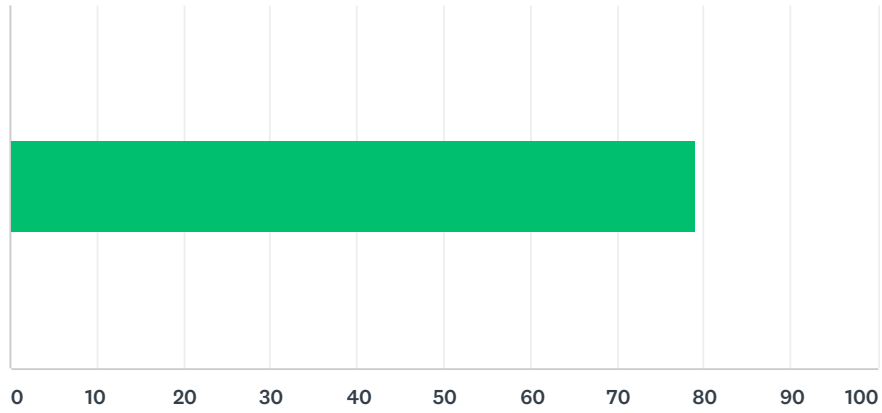
Answered: 277 Skipped: 14



ANSWER CHOICES	AVERAGE NUMBER	TOTAL NUMBER	RESPONSES
	82	22,791	277
Total Respondents: 277			

Q16 My instructors work hard to help me learn.

Answered: 277 Skipped: 14



ANSWER CHOICES	AVERAGE NUMBER	TOTAL NUMBER	RESPONSES
	79	21,907	277
Total Respondents: 277			

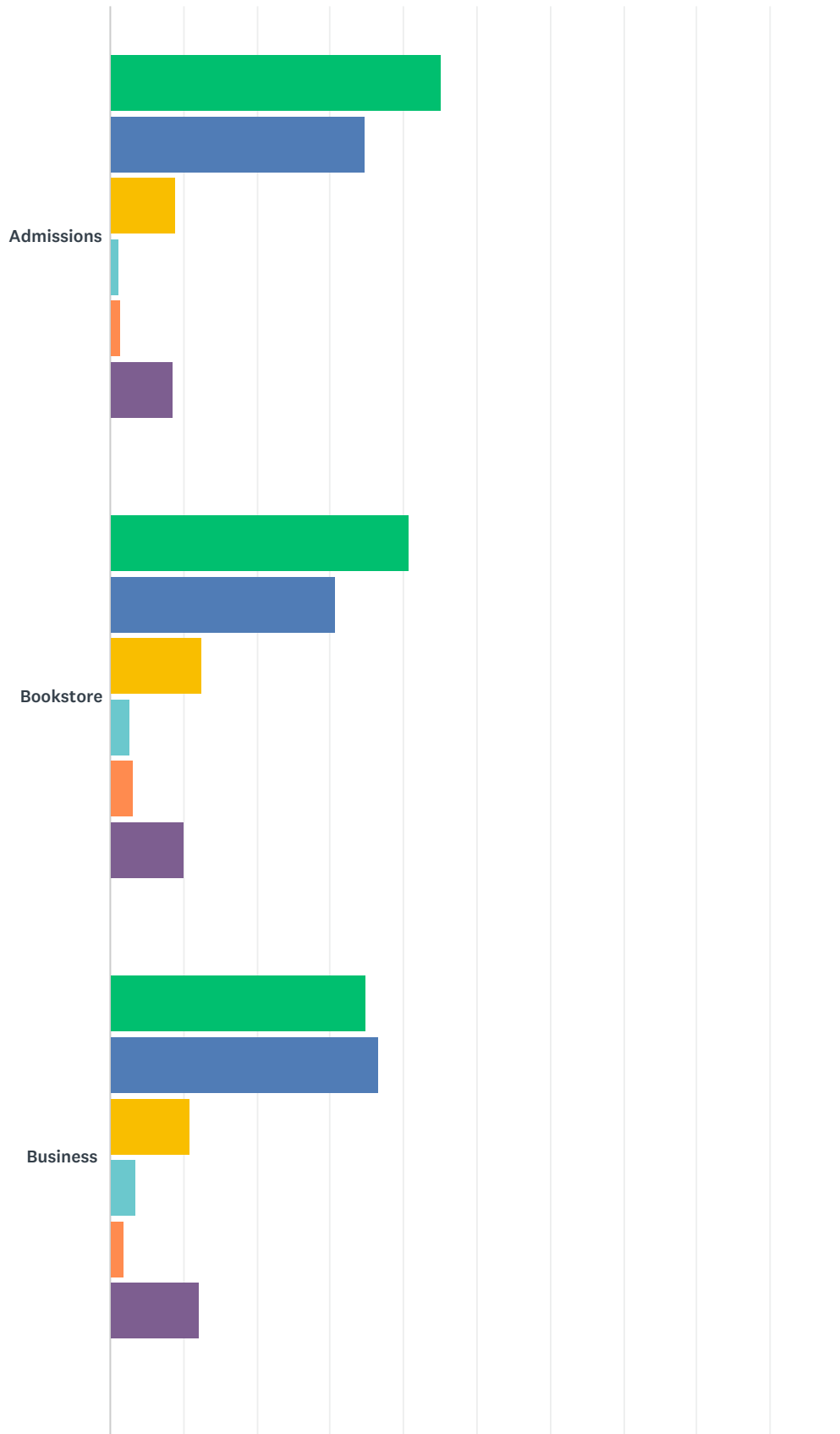
Q17 Please feel free to tell us more about your educational experiences.

Answered: 70 Skipped: 221

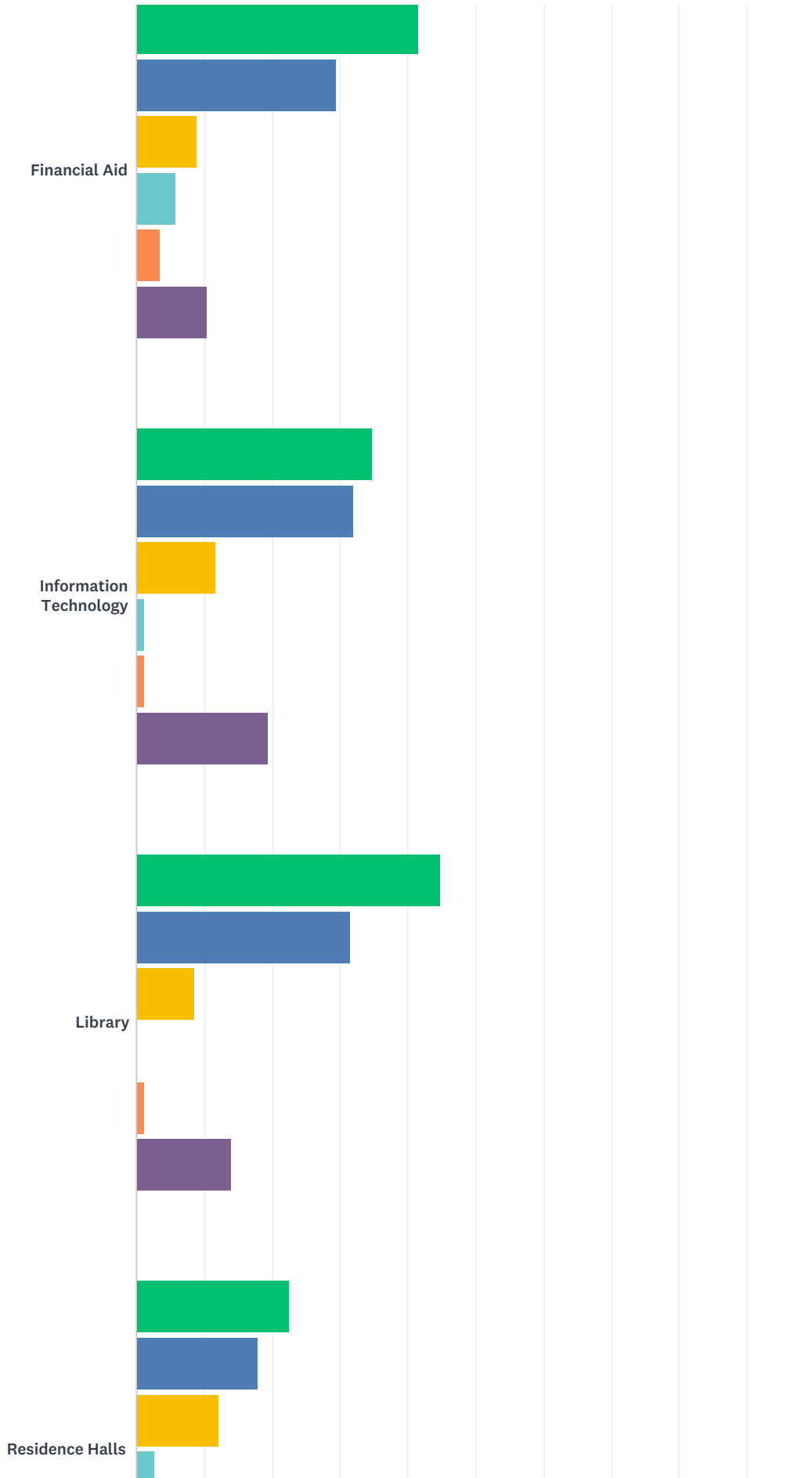
These FERPA-protected individual responses are on file in the Office of Institutional Effectiveness.

Q18 How satisfied are you with people and services in these areas?

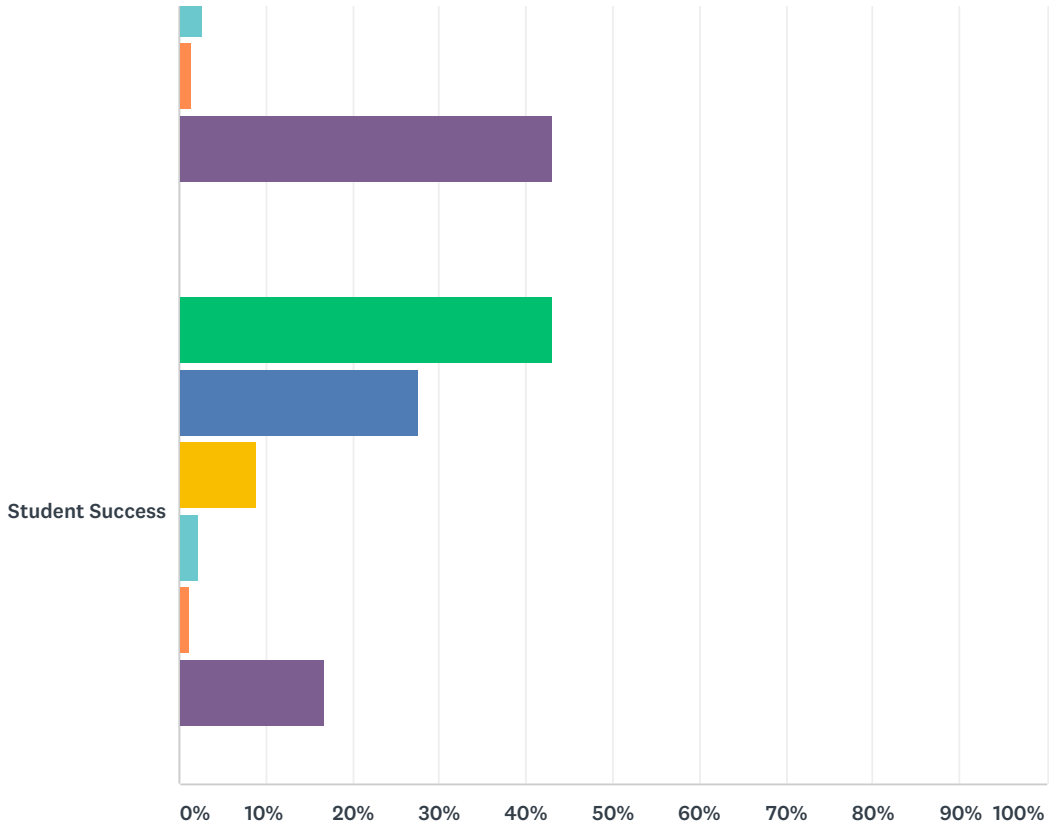
Answered: 257 Skipped: 34



MDCC Student Opinion Survey



MDCC Student Opinion Survey

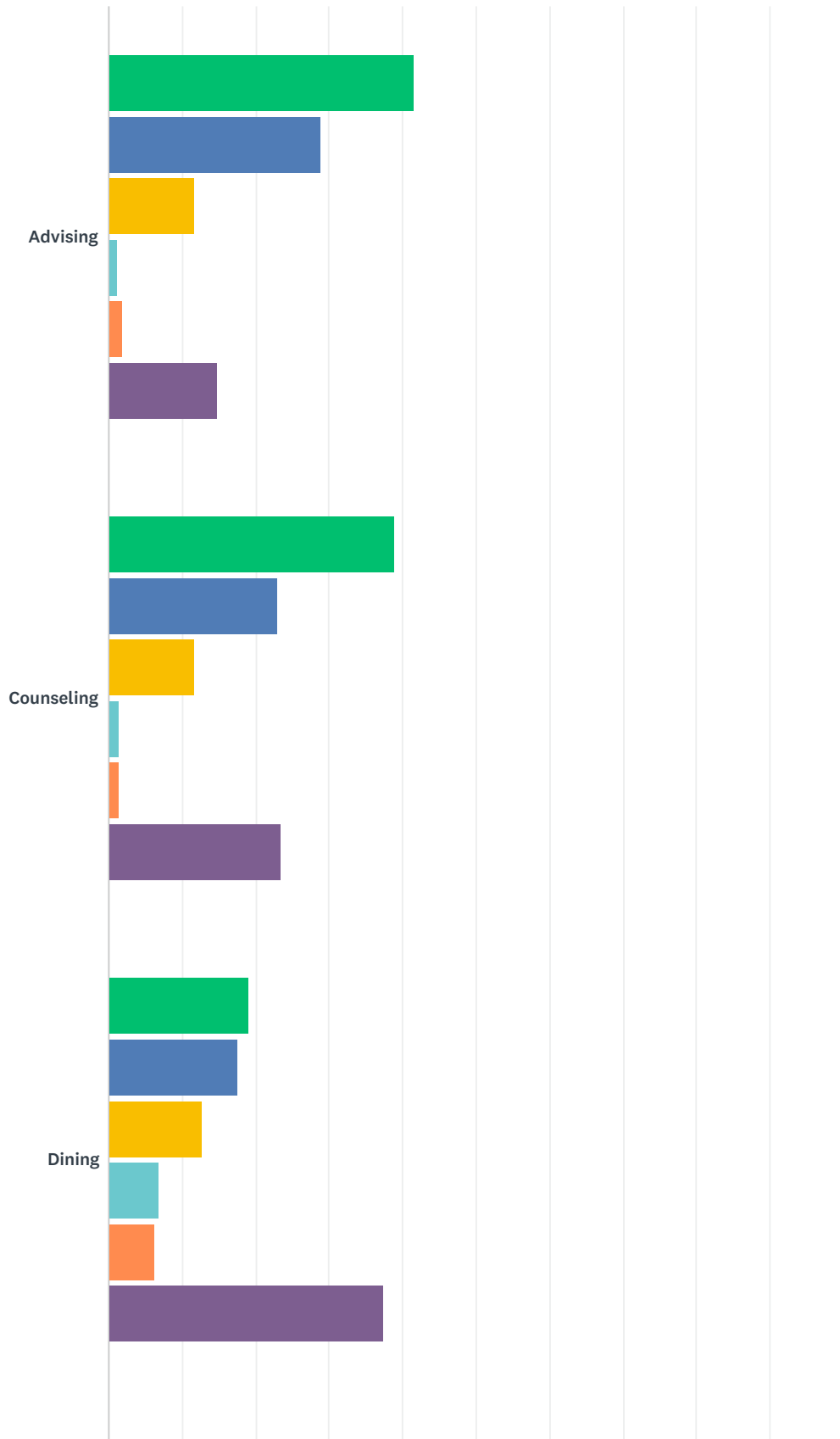


■ Very Satisfied
 ■ Satisfied
 ■ Neither Satisfied nor Dissatisfied
■ Dissatisfied
 ■ Very Dissatisfied
 ■ N/A

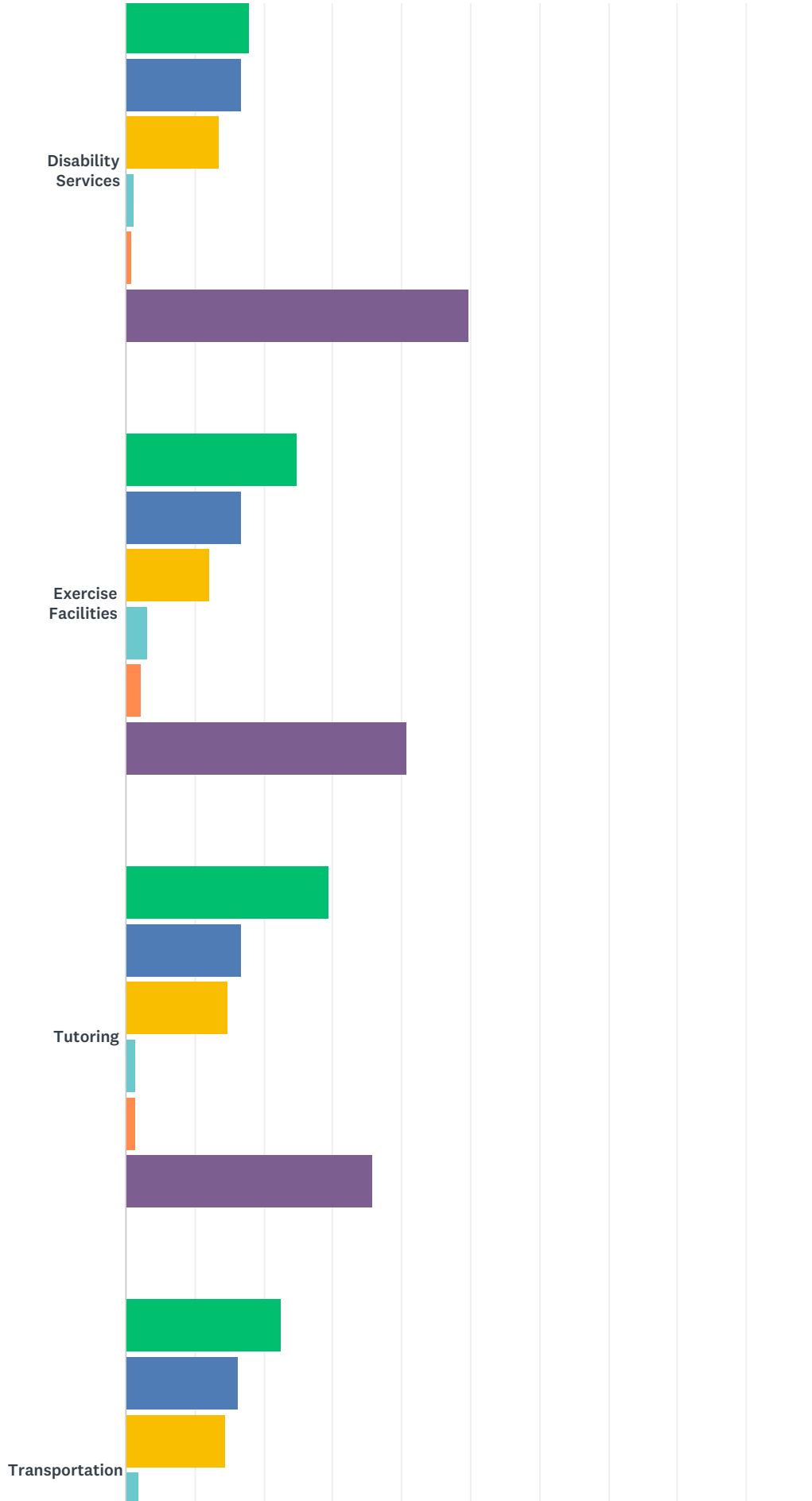
	VERY SATISFIED	SATISFIED	NEITHER SATISFIED NOR DISSATISFIED	DISSATISFIED	VERY DISSATISFIED	N/A	TOTAL	WEIGHTED AVERAGE
Admissions	45.14% 116	34.63% 89	8.95% 23	1.17% 3	1.56% 4	8.56% 22	257	4.32
Bookstore	40.86% 105	30.74% 79	12.45% 32	2.72% 7	3.11% 8	10.12% 26	257	4.15
Business	35.02% 90	36.58% 94	10.89% 28	3.50% 9	1.95% 5	12.06% 31	257	4.13
Financial Aid	41.63% 107	29.57% 76	8.95% 23	5.84% 15	3.50% 9	10.51% 27	257	4.12
Information Technology	34.63% 89	31.91% 82	11.67% 30	1.17% 3	1.17% 3	19.46% 50	257	4.21
Library	44.75% 115	31.52% 81	8.56% 22	0.00% 0	1.17% 3	14.01% 36	257	4.38
Residence Halls	22.57% 58	17.90% 46	12.06% 31	2.72% 7	1.56% 4	43.19% 111	257	4.01
Student Success	43.19% 111	27.63% 71	8.95% 23	2.33% 6	1.17% 3	16.73% 43	257	4.31

Q19 How satisfied are you with these resources and their staff?

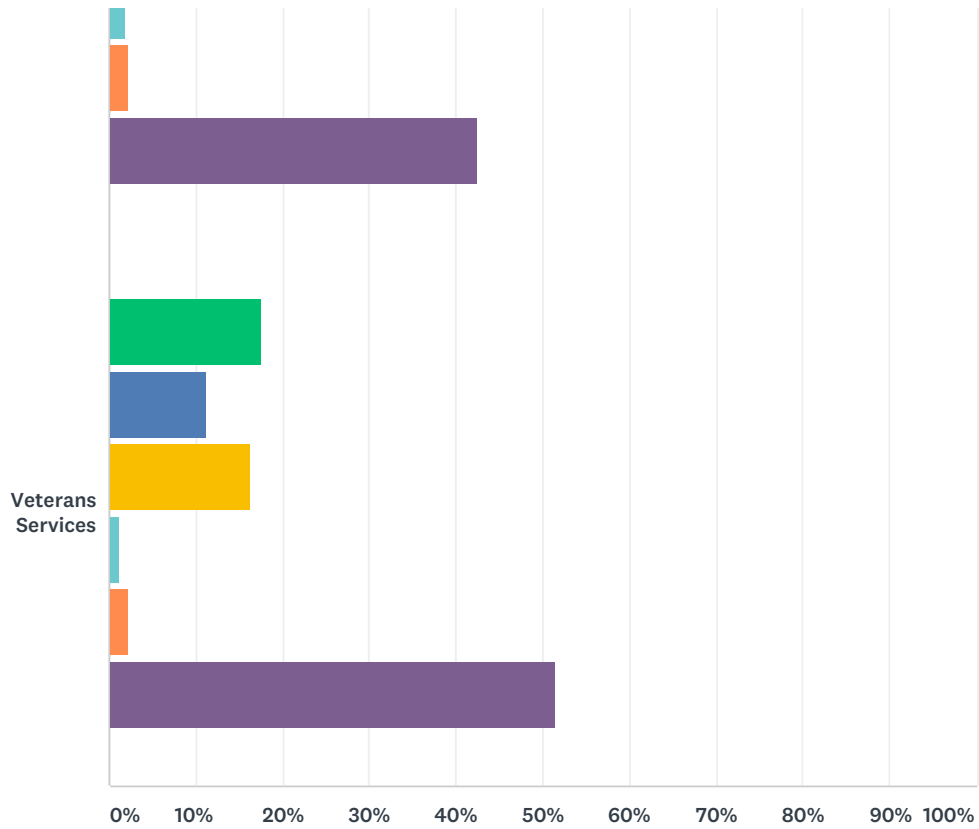
Answered: 257 Skipped: 34



MDCC Student Opinion Survey



MDCC Student Opinion Survey

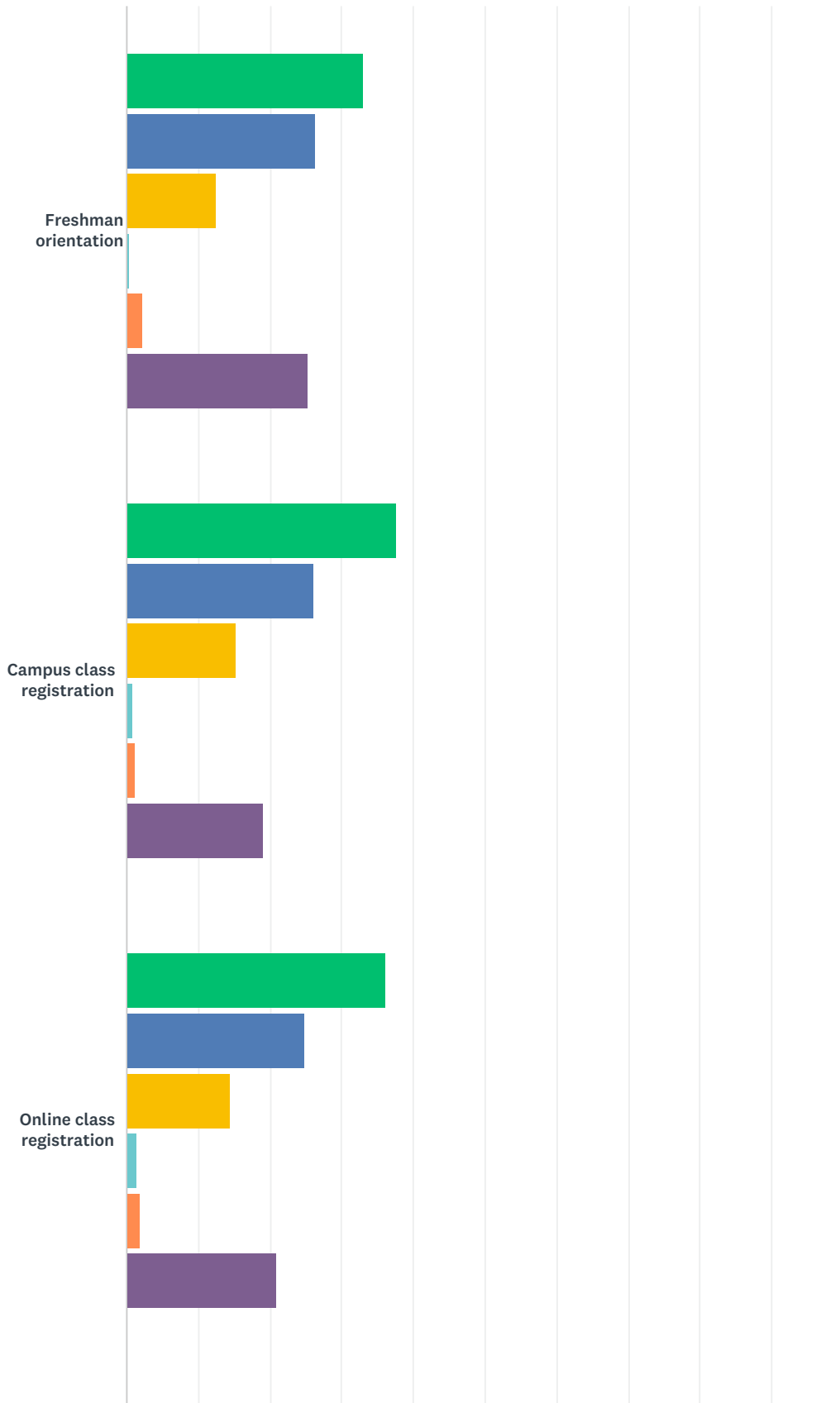


■ Very Satisfied
 ■ Satisfied
 ■ Neither Satisfied nor Dissatisfied
■ Dissatisfied
 ■ Very Dissatisfied
 ■ N/A

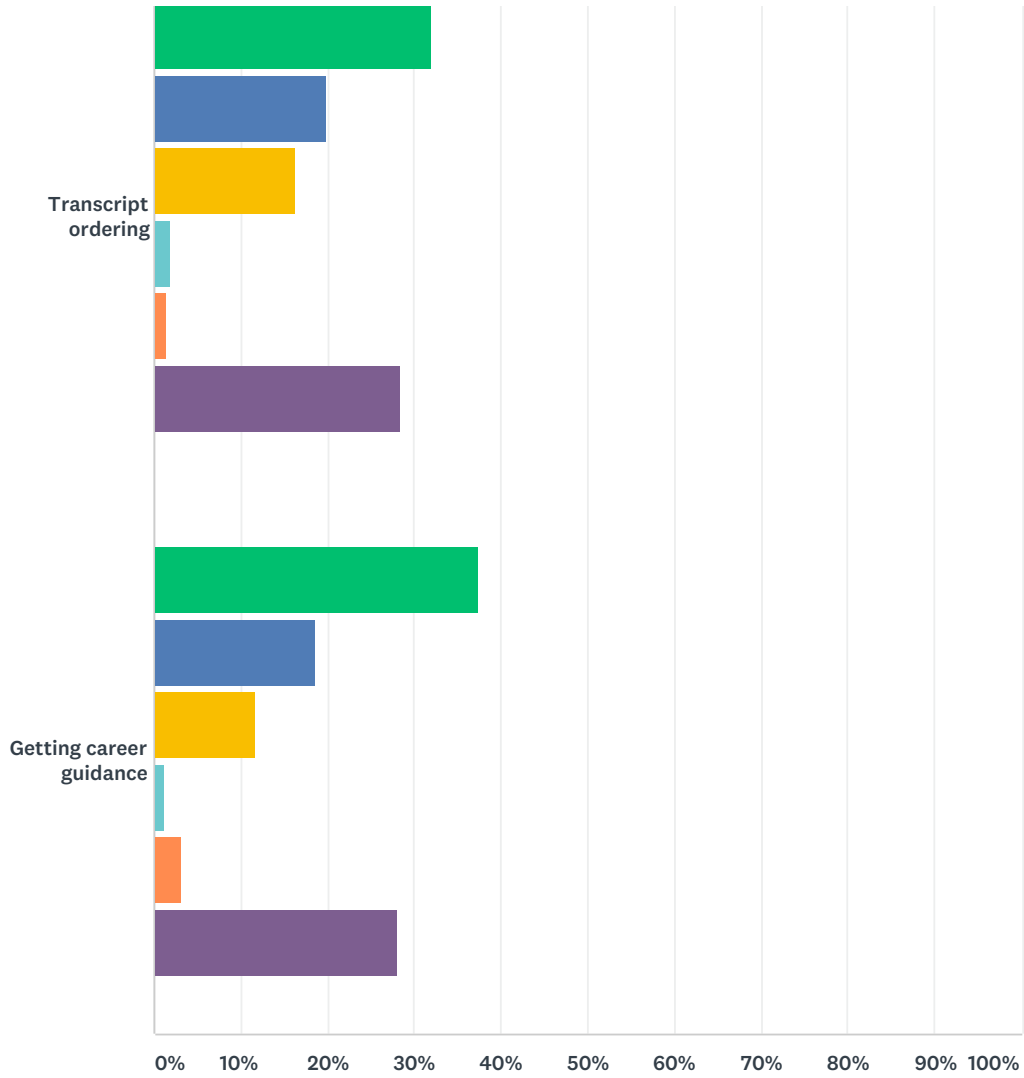
	VERY SATISFIED	SATISFIED	NEITHER SATISFIED NOR DISSATISFIED	DISSATISFIED	VERY DISSATISFIED	N/A	TOTAL	WEIGHTED AVERAGE
Advising	41.63% 107	28.79% 74	11.67% 30	1.17% 3	1.95% 5	14.79% 38	257	4.26
Counseling	38.91% 100	22.96% 59	11.67% 30	1.56% 4	1.56% 4	23.35% 60	257	4.25
Dining	19.07% 49	17.51% 45	12.84% 33	7.00% 18	6.23% 16	37.35% 96	257	3.58
Disability Services	17.90% 46	16.73% 43	13.62% 35	1.17% 3	0.78% 2	49.81% 128	257	3.99
Exercise Facilities	24.90% 64	16.73% 43	12.06% 31	3.11% 8	2.33% 6	40.86% 105	257	3.99
Tutoring	29.57% 76	16.73% 43	14.79% 38	1.56% 4	1.56% 4	35.80% 92	257	4.11
Transportation	22.57% 58	16.34% 42	14.40% 37	1.95% 5	2.33% 6	42.41% 109	257	3.95
Veterans Services	17.51% 45	11.28% 29	16.34% 42	1.17% 3	2.33% 6	51.36% 132	257	3.83

Q20 How satisfied are you with these processes?

Answered: 257 Skipped: 34



MDCC Student Opinion Survey

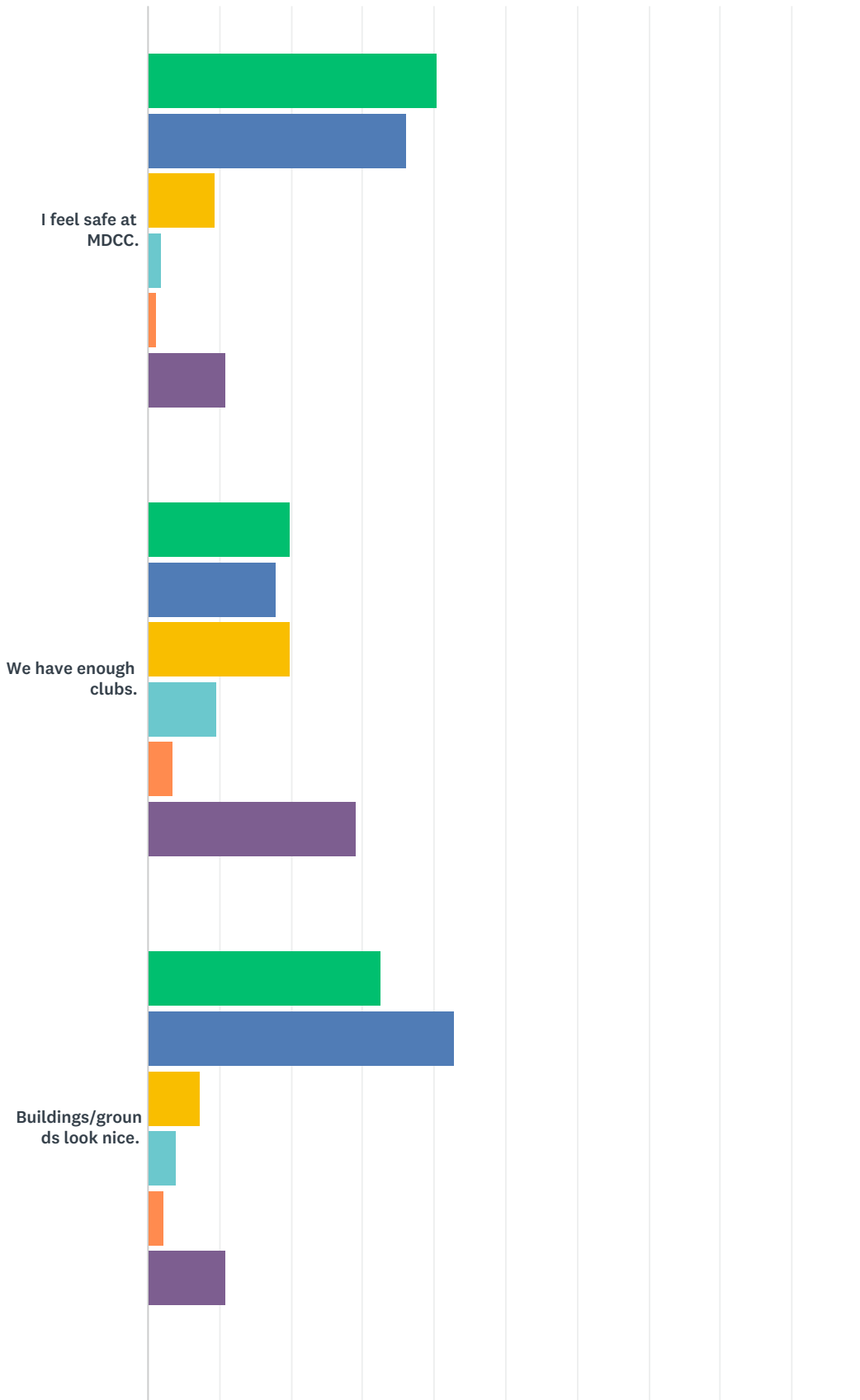


■ Very Satisfied
 ■ Satisfied
 ■ Neither Satisfied nor Dissatisfied
■ Dissatisfied
 ■ Very Dissatisfied
 ■ N/A

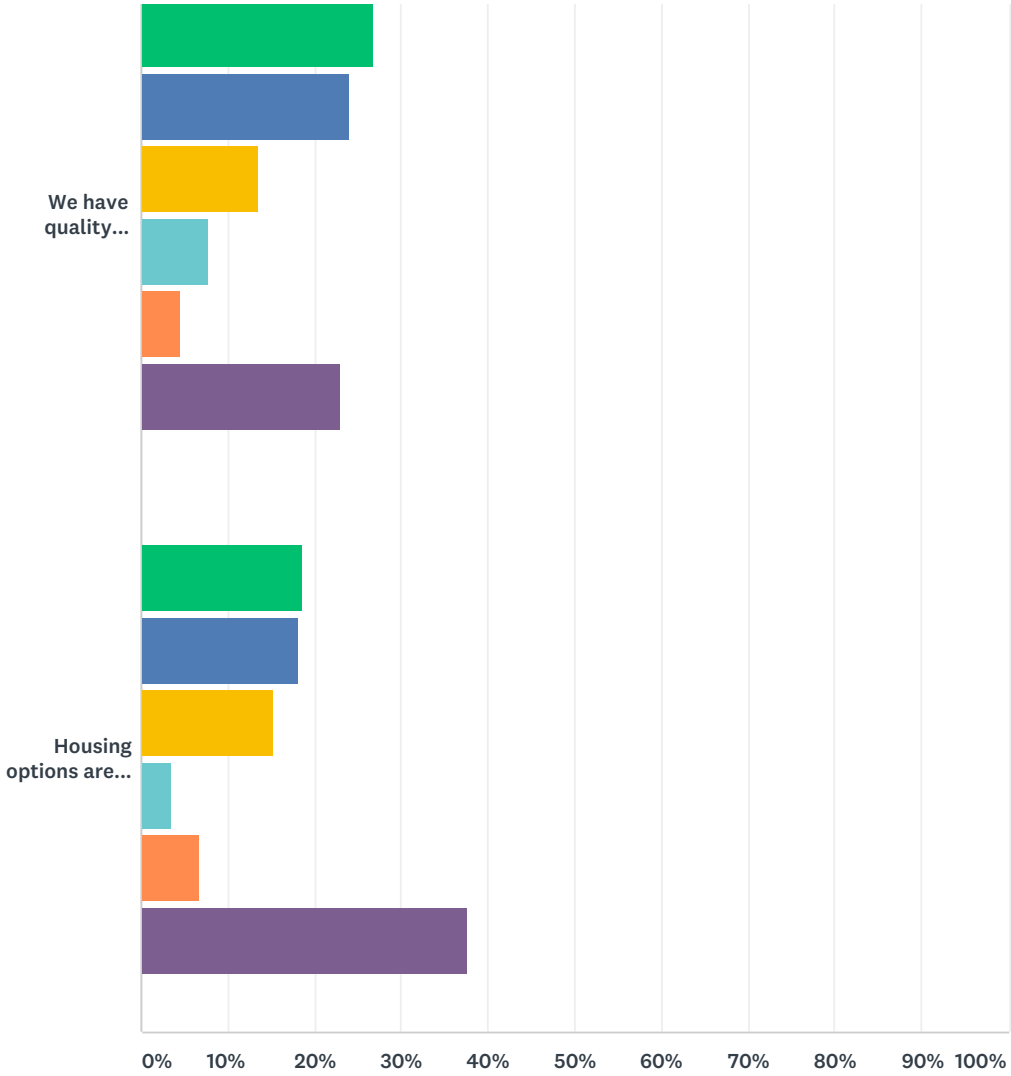
	VERY SATISFIED	SATISFIED	NEITHER SATISFIED NOR DISSATISFIED	DISSATISFIED	VERY DISSATISFIED	N/A	TOTAL	WEIGHTED AVERAGE
Freshman orientation	33.07% 85	26.46% 68	12.45% 32	0.39% 1	2.33% 6	25.29% 65	257	4.17
Campus class registration	37.74% 97	26.07% 67	15.18% 39	0.78% 2	1.17% 3	19.07% 49	257	4.22
Online class registration	36.19% 93	24.90% 64	14.40% 37	1.56% 4	1.95% 5	21.01% 54	257	4.16
Transcript ordering	31.91% 82	19.84% 51	16.34% 42	1.95% 5	1.56% 4	28.40% 73	257	4.10
Getting career guidance	37.35% 96	18.68% 48	11.67% 30	1.17% 3	3.11% 8	28.02% 72	257	4.19

Q21 To what level do you agree with these statements about campus?

Answered: 257 Skipped: 34



MDCC Student Opinion Survey

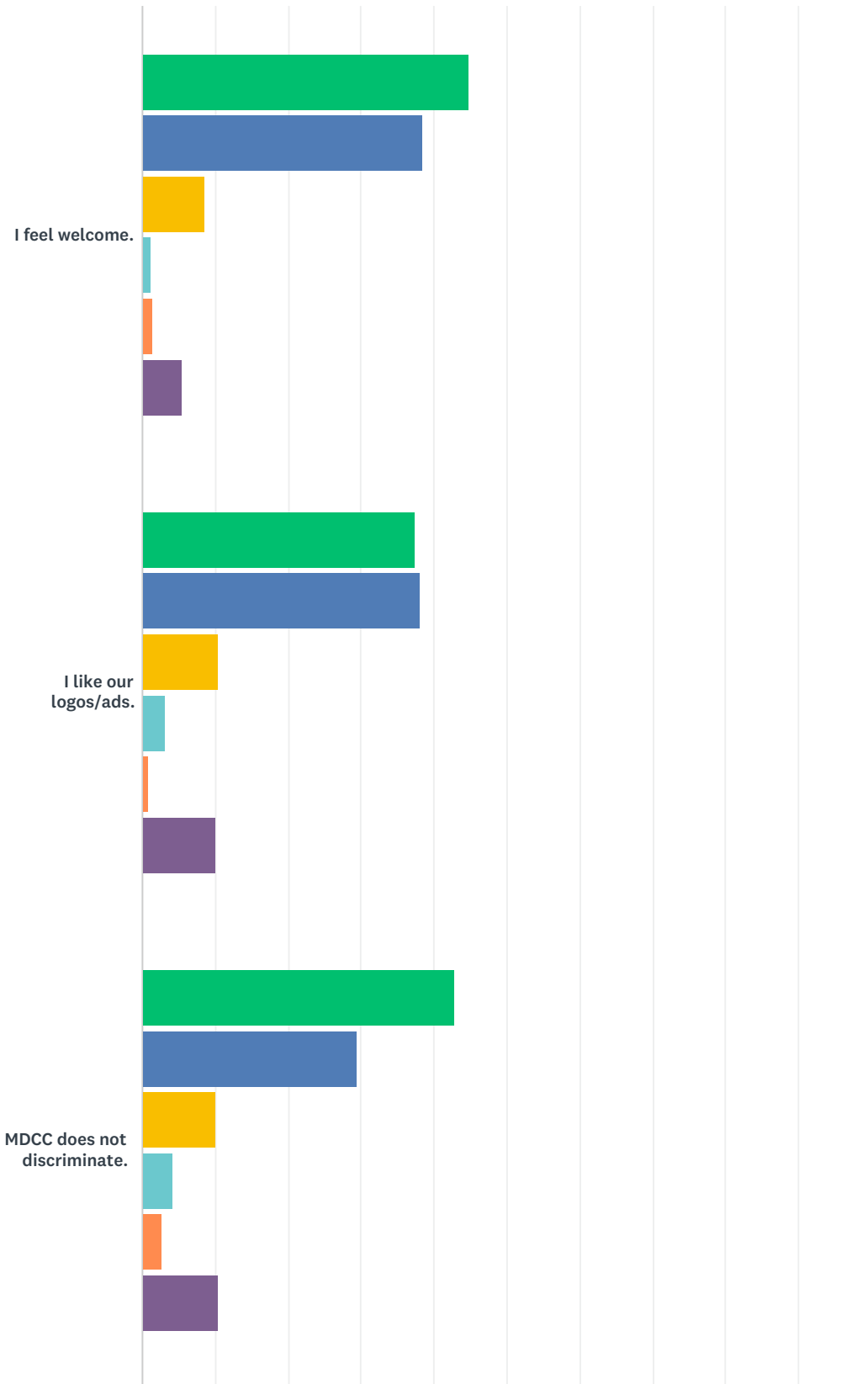


■ Strongly Agree
 ■ Agree
 ■ Neither Agree nor Disagree
 ■ Disagree
■ Strongly Disagree
 ■ N/A

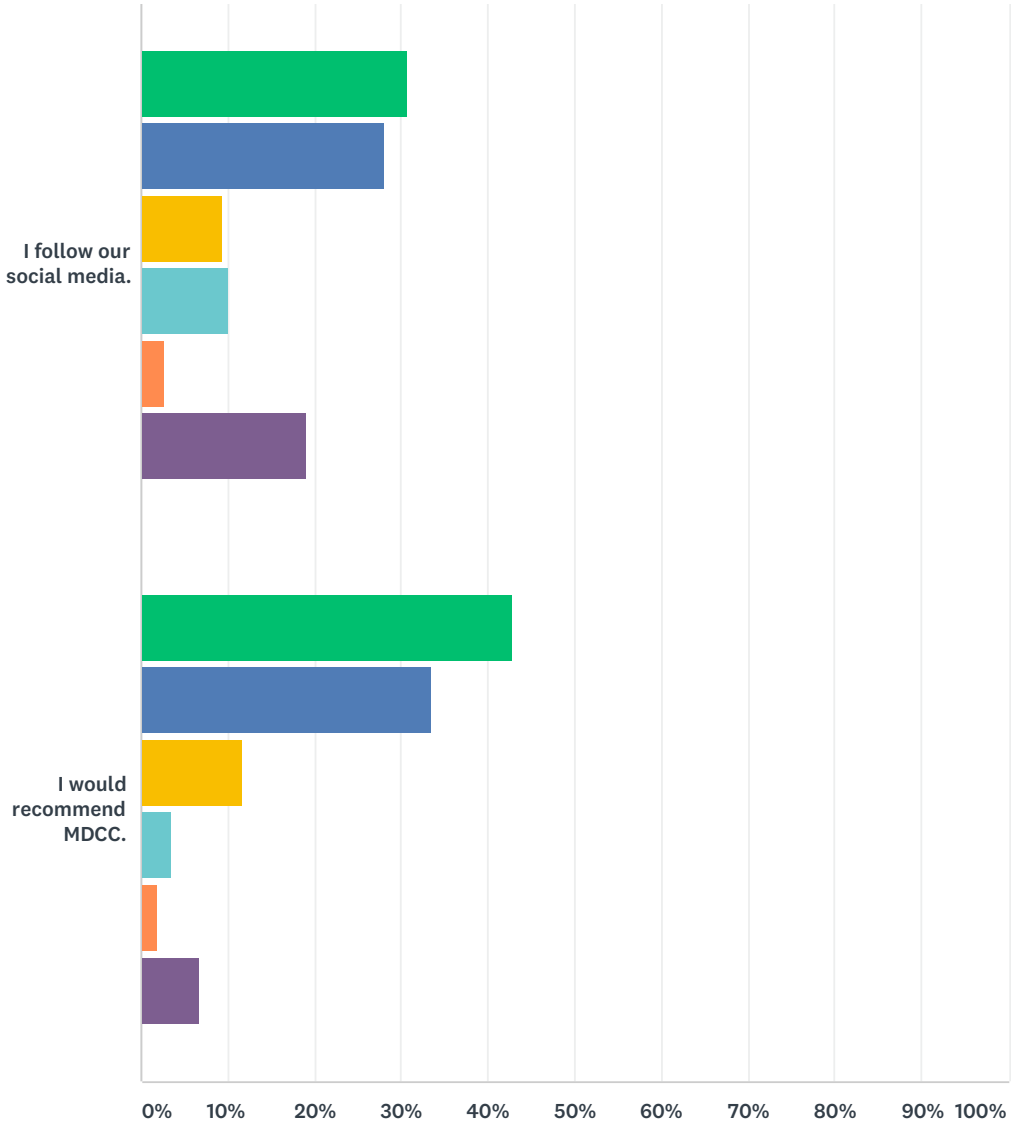
	STRONGLY AGREE	AGREE	NEITHER AGREE NOR DISAGREE	DISAGREE	STRONGLY DISAGREE	N/A	TOTAL	WEIGHTED AVERAGE
I feel safe at MDCC.	40.47% 104	36.19% 93	9.34% 24	1.95% 5	1.17% 3	10.89% 28	257	4.27
We have enough clubs.	19.84% 51	17.90% 46	19.84% 51	9.73% 25	3.50% 9	29.18% 75	257	3.58
Buildings/grounds look nice.	32.68% 84	42.80% 110	7.39% 19	3.89% 10	2.33% 6	10.89% 28	257	4.12
We have quality activities.	26.85% 69	24.12% 62	13.62% 35	7.78% 20	4.67% 12	22.96% 59	257	3.79
Housing options are good.	18.68% 48	18.29% 47	15.18% 39	3.50% 9	6.61% 17	37.74% 97	257	3.63

Q22 To what level do you agree with these statements about MDCC overall?

Answered: 257 Skipped: 34



MDCC Student Opinion Survey



■ Strongly Agree
 ■ Agree
 ■ Neither Agree nor Disagree
 ■ Disagree
■ Strongly Disagree
 ■ N/A

	STRONGLY AGREE	AGREE	NEITHER AGREE NOR DISAGREE	DISAGREE	STRONGLY DISAGREE	N/A	TOTAL	WEIGHTED AVERAGE
I feel welcome.	44.75% 115	38.52% 99	8.56% 22	1.17% 3	1.56% 4	5.45% 14	257	4.31
I like our logos/ads.	37.35% 96	38.13% 98	10.51% 27	3.11% 8	0.78% 2	10.12% 26	257	4.20
MDCC does not discriminate.	42.80% 110	29.57% 76	10.12% 26	4.28% 11	2.72% 7	10.51% 27	257	4.18
I follow our social media.	30.74% 79	28.02% 72	9.34% 24	10.12% 26	2.72% 7	19.07% 49	257	3.91
I would recommend MDCC.	42.80% 110	33.46% 86	11.67% 30	3.50% 9	1.95% 5	6.61% 17	257	4.20

Q23 Anything else you'd like us to know?

Answered: 45 Skipped: 246

These FERPA-protected individual responses are on file in the Office of Institutional Effectiveness.